

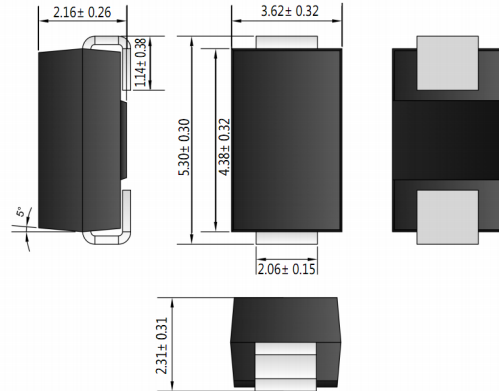
Features

- Schottky Barrier Chip
- Guardring for overvoltage Protection
- Very Low Forward Voltage Drop
- Low Reverse Leakage Current
- High Surge Current Capability
- Plastic Material has UL Flammability Classification 94V-0

Mechanical Data

- Case: JEDEC DO-214AA/SMB Type, Molded Plastic
- Terminals: Pure tin Plated, Lead Free Solderable Per MIL-STD-750, Method 2026
- Polarity: As marked
- Weight: 0.09 grams (approx)
- Mounting Position: Any

SMB /DO-214AA



Maximum Ratings and Electrical Characteristics @ $T_A=25^{\circ}\text{C}$ unless otherwise specified

Single Phase, half wave, 60Hz, resistive or inductive load.
For capacitive load, derate current by 20%.

Characteristic	Symbol	SS23LB	Unit
Maximum Recurrent Peak Reverse Voltage	V_{RRM}	30	V
Maximum RMS Voltage	V_{RMS}	28	V
Maximum DC Blocking Voltage	V_{DC}	30	V
Maximum Average Forward Rectified Current	$I_{F(AV)}$	2	A
Peak Forward Surge Current : 8.3ms single half sine-wave superimposed on rated load (JEDEC method)	I_{FSM}	100	A
Maximum Forward Voltage at 2A	V_F	0.45	V
Maximum DC Reverse Current	I_R	0.3 20	mA
Typical Thermal Resistance To Ambient	$R_{\theta JA}$	50	$^{\circ}\text{C}/\text{W}$
Typical Thermal Resistance To Case	$R_{\theta JC}$	10	$^{\circ}\text{C}/\text{W}$
Operating Junction Temperature Range	T_J	-65 to +150	$^{\circ}\text{C}$
Storage Temperature Range	T_{STG}	-65 to +150	$^{\circ}\text{C}$

RATING AND CHARACTERISTIC CUEVES

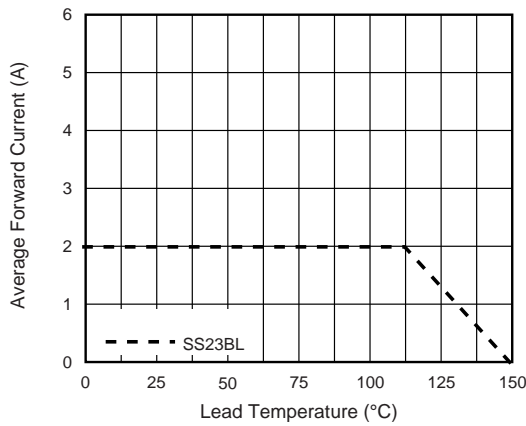


Fig-1
Forward Current Derating Curve

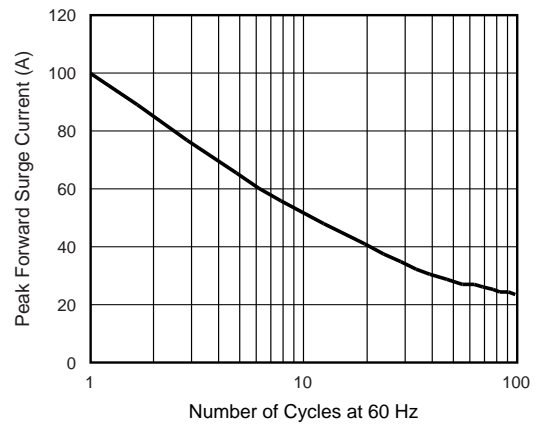


Fig-2
Forward Surge Current Derating Curve

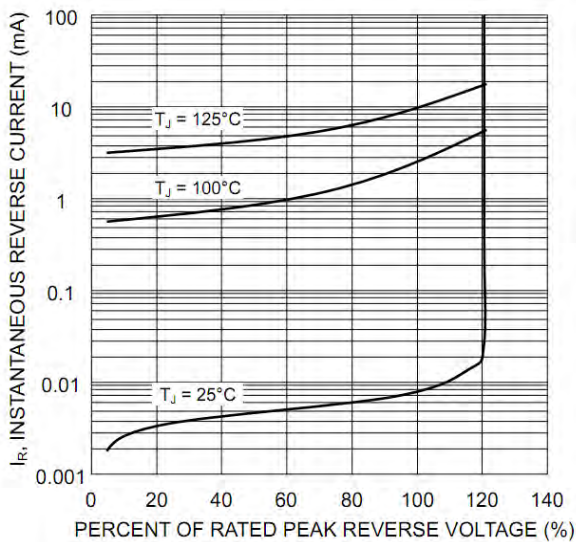


Fig-3
Typical Reverse Characteristics

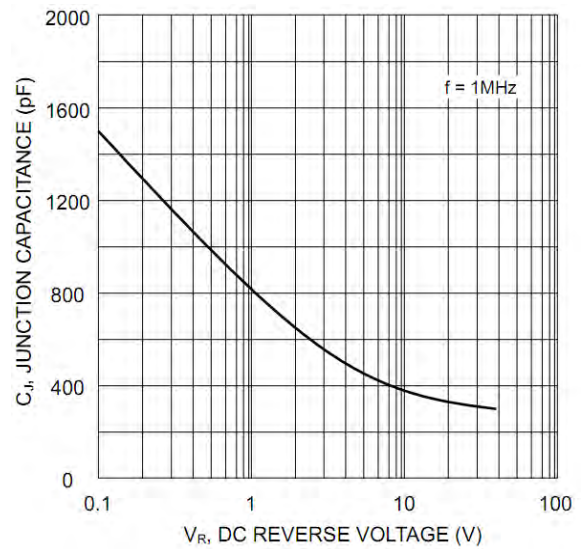
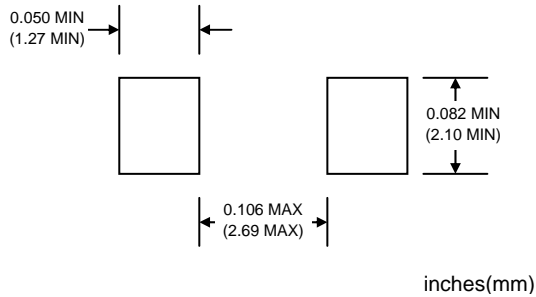


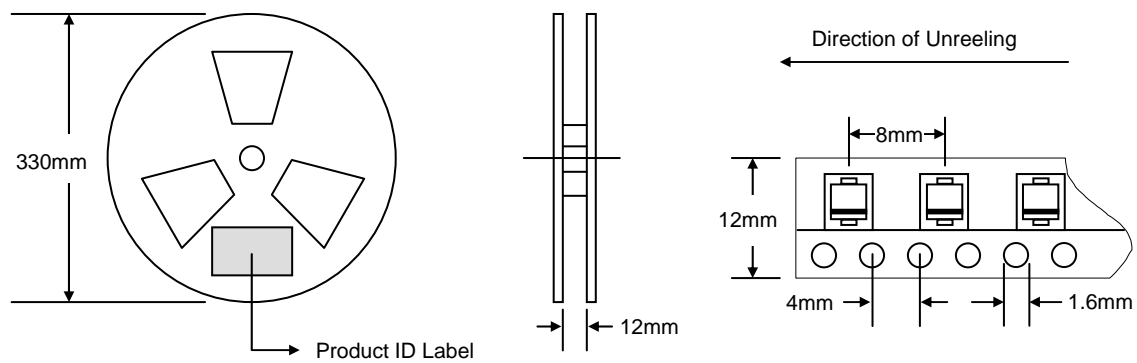
Fig-4
Typical Junction Capacitance Characteristics

RECOMMENDED FOOTPRINT



PACKAGING INFORMATION

TAPE & REEL



Reel Diameter (mm)	Quantity (PCS)	Inner Box Size L x W x H (mm)	Quantity (PCS)	Carton Size L x W x H (mm)	Quantity (PCS)	Approx. Gross Weight (KG)
330	3,000	340 x 337 x 45	6,000	370 x 370 x 420	48,000	14.0

NOTICE

Leiditech reserves the right to make modifications, enhancements, improvements, corrections or other changes without further notice to any product herein. Leiditech does not assume any liability arising out of the application or use of any product described herein.

Shanghai Leiditech Electronic Co., Ltd
 Email: sale1@leiditech.com
 Tel : +86- 021 50828806
 Fax : +86- 021 50477059